

Figure 1: Illustrates that later Modules are locked while earlier modules have been unlocked by the student.

The screenshot shows a Blackboard course map for a course at Suffolk Online. The URL is suffolkonline.open.suny.edu/webapps/blackboard/execute/course/courseMapPicker?d. The course map is organized into five main modules, each with a folder icon and a lock icon. The first three modules (Mod 2, Mod 3, and Mod 4) are unlocked, while the last two (Mod 5 and Mod 6) are locked. The locked status is indicated by a red slash through the lock icon.

- Mod 1: Syllabus Quiz (unlocked)
- Mod 2: Information Literacy & the Research Process (unlocked)
 - Information Literacy & the Research Process (unlocked)
 - Information Literacy & the Research Process (unlocked)
 - 5 Components of Information Literacy (unlocked)
 - Picking Effective Research Topics (unlocked)
 - Choosing and Narrowing a Topic (unlocked)
 - Mod 2 Discussion Board (unlocked)
 - Mod 2 Writing Assignment (unlocked)
 - Mod 2 Quiz (unlocked)
- Mod 3: Research Questions and Search Strategies (unlocked)
 - Research Process Questions and Developing Keyword Searches (unlocked)
 - The Research Process (unlocked)
 - Developing a Research Question (unlocked)
 - Research Questions and Keyword Searches (unlocked)
 - Research Question Guidelines (unlocked)
 - Mod 3 Worksheet Assignment (unlocked)
 - Mod 3 Discussion Board (unlocked)
 - Mod 3 Quiz (unlocked)
- Mod 4: Citations, Annotated Bibliographies and Avoiding Plagiarism (unlocked)
 - Mod 4: Citations, Annotated Bibliographies and Avoiding Plagiarism (unlocked)
 - Citations: Creating and Deciphering them (unlocked)
 - What's an annotated bibliography? (unlocked)
 - Avoiding Plagiarism (unlocked)
 - Mod 4 Worksheet Assignment (unlocked)
 - Mod 4 Zotero Extra Credit (unlocked)
 - Mod 4 Discussion Board (unlocked)
 - Mod 4 Quiz (unlocked)
- Mod 5: Finding Books and Articles (locked)
 - Mod 5: Finding Books and Articles (locked)
 - Module 5 Learning Experience (locked)
 - Searching the SCCC Catalog and Databases (locked)
 - Searching the SCCC Catalog Tutorial (locked)
 - Let's Talk Databases (locked)
 - Permalinks (locked)
 - Call Numbers (locked)
 - Reading LC Call Numbers (locked)
 - Mod 5 Writing Assignment (locked)
 - Mod 5 Discussion Board (locked)
 - Mod 5 Quiz (locked)
- Mod 6: Module Access (locked)

Figure 2: Shows 2 examples of Advanced Adaptive Release rules using 2 criteria to unlock a module.

Adaptive Release: Advanced

*A rule is a set of criteria that determines the visibility of this content item to users. If multiple rules are created, the content is visible to a user only if that user must satisfy all criteria in one of the rules below. To create more restrictions that a user must satisfy, create multiple rules. Add, edit, or delete criteria in any rule by selecting **Edit** in the rule's contextual menu.*

Create Rule

Content Status: Available

Copy Delete

<input type="checkbox"/>	Rule Name	Criteria
<input type="checkbox"/>	Rule 1	Grade: Mod 2 Quiz (Greater than or equal to 75.00)
<input type="checkbox"/>	OR Rule 2	Date: Display After Feb 7, 2022 12:00 AM

Copy Delete

Adaptive Release: Advanced

*A rule is a set of criteria that determines the visibility of this content item to users. If multiple rules are created, the content is visible to a user only if that user must satisfy all criteria in one of the rules below. To create more restrictions that a user must satisfy, create multiple rules. Add, edit, or delete criteria in any rule by selecting **Edit** in the rule's contextual menu.*

Create Rule

Content Status: Available

Copy Delete

<input type="checkbox"/>	Rule Name	Criteria
<input type="checkbox"/>	Rule 1	Date: Display After Mar 28, 2022 12:00 AM
<input type="checkbox"/>	OR Rule 2	Grade: Draft Annotated Bibliography (Attempt)

Copy Delete

Figure 3: Shows user progress criteria to complete module 1 during week 1 of the course.

User Progress

The visibility and review status of content items for a specific user are displayed in the table below. [More Help](#)

Rule: [Rule 1 \(Grade \)](#)

Rule: [Rule 2 \(Date \)](#)

Figure 4: Illustrates user progress for Mod 2 in week 1. Several students had unlocked module 2 before module 1 had concluded.








































Course Role	Visibility
Student	
Student	
Student	
Student	
Student	
Student	
Student	
Student	
Student	
Student	
Student	
Student	
Student	
Student	
Instructor	
Student	
Student	
Student	
Student	
Student	

Figure 5: Illustrates user progress for Mod 4 in week 1. Three students had unlocked module 4 before module 1 had concluded.

Course Role	Visibility
Student	
Student	
Student	
Student	
Student	
Student	
Student	
Student	
Student	
Student	
Student	
Student	
Student	
Student	
Instructor	
Student	
Student	
Student	
Student	
Student	