

# Empire State College

## Spring 1 2016 Undergraduate Study Evaluation

### All Instructors

1 - After reflecting on my experience...											
I invested the time needed to be successful in this study.											
Response Option	Weight	Frequency	Percentage	Percent Responses		Means					
Strongly Disagree	(1)	0	0.00%			4.30					
Disagree	(2)	0	0.00%								
Neutral	(3)	2	20.00%								
Agree	(4)	3	30.00%								
Strongly Agree	(5)	5	50.00%								
N/A	(0)	0	0.00%								
				0	25	50	75	100	Question		
Return Rate		Mean	STD								
10/24 (41.67%)		4.3	0.82								

1 - After reflecting on my experience...											
I found this study to be challenging and rigorous.											
Response Option	Weight	Frequency	Percentage	Percent Responses		Means					
Strongly Disagree	(1)	0	0.00%			4.70					
Disagree	(2)	0	0.00%								
Neutral	(3)	0	0.00%								
Agree	(4)	3	30.00%								
Strongly Agree	(5)	7	70.00%								
N/A	(0)	0	0.00%								
				0	25	50	75	100	Question		
Return Rate		Mean	STD								
10/24 (41.67%)		4.7	0.48								

2 - Upon completing the study...											
I have become a more engaged learner.											
Response Option	Weight	Frequency	Percentage	Percent Responses		Means					
Strongly Disagree	(1)	0	0.00%			4.60					
Disagree	(2)	0	0.00%								
Neutral	(3)	1	10.00%								
Agree	(4)	2	20.00%								
Strongly Agree	(5)	7	70.00%								
N/A	(0)	0	0.00%								
				0	25	50	75	100	Question		
Return Rate		Mean	STD								
10/24 (41.67%)		4.6	0.70								

Empire State College  
Spring 1 2016 Undergraduate Study Evaluation

All Instructors

3 - The faculty member for this study...											
Responded to my questions in a timely way.											
Response Option	Weight	Frequency	Percentage	Percent Responses		Means					
Strongly Disagree	(1)	0	0.00%			4.80					
Disagree	(2)	0	0.00%								
Neutral	(3)	0	0.00%								
Agree	(4)	2	20.00%								
Strongly Agree	(5)	8	80.00%								
N/A	(0)	0	0.00%								
				0	25	50	75	100	Question		
Return Rate		Mean	STD								
10/24 (41.67%)		4.8	0.42								

3 - The faculty member for this study...											
Provided useful feedback on my work.											
Response Option	Weight	Frequency	Percentage	Percent Responses		Means					
Strongly Disagree	(1)	0	0.00%			5.00					
Disagree	(2)	0	0.00%								
Neutral	(3)	0	0.00%								
Agree	(4)	0	0.00%								
Strongly Agree	(5)	10	100.00%								
N/A	(0)	0	0.00%								
				0	25	50	75	100	Question		
Return Rate		Mean	STD								
10/24 (41.67%)		5	0.00								

3 - The faculty member for this study...											
Created a welcoming environment for learning.											
Response Option	Weight	Frequency	Percentage	Percent Responses		Means					
Strongly Disagree	(1)	0	0.00%			4.90					
Disagree	(2)	0	0.00%								
Neutral	(3)	0	0.00%								
Agree	(4)	1	10.00%								
Strongly Agree	(5)	9	90.00%								
N/A	(0)	0	0.00%								
				0	25	50	75	100	Question		
Return Rate		Mean	STD								
10/24 (41.67%)		4.9	0.32								

Empire State College  
Spring 1 2016 Undergraduate Study Evaluation

All Instructors

4 - The faculty member for this study...					
Could explain concepts in different ways.					
Response Option	Weight	Frequency	Percentage	Percent Responses	Means
Strongly Disagree	(1)	0	0.00%		
Disagree	(2)	0	0.00%		
Neutral	(3)	0	0.00%		
Agree	(4)	1	10.00%		
Strongly Agree	(5)	9	90.00%		
N/A	(0)	0	0.00%		
				0 25 50 75 100	Question
Return Rate		Mean	STD		
10/24 (41.67%)		4.9	0.32		

4 - The faculty member for this study...					
Helped me make connections between the study and my own learning goals.					
Response Option	Weight	Frequency	Percentage	Percent Responses	Means
Strongly Disagree	(1)	0	0.00%		
Disagree	(2)	0	0.00%		
Neutral	(3)	0	0.00%		
Agree	(4)	1	10.00%		
Strongly Agree	(5)	9	90.00%		
N/A	(0)	0	0.00%		
				0 25 50 75 100	Question
Return Rate		Mean	STD		
10/24 (41.67%)		4.9	0.32		

4 - The faculty member for this study...					
Challenged me to do good work.					
Response Option	Weight	Frequency	Percentage	Percent Responses	Means
Strongly Disagree	(1)	0	0.00%		
Disagree	(2)	0	0.00%		
Neutral	(3)	0	0.00%		
Agree	(4)	1	10.00%		
Strongly Agree	(5)	9	90.00%		
N/A	(0)	0	0.00%		
				0 25 50 75 100	Question
Return Rate		Mean	STD		
10/24 (41.67%)		4.9	0.32		

Empire State College  
Spring 1 2016 Undergraduate Study Evaluation

All Instructors

4 - The faculty member for this study...											
Made appropriate use of technology where applicable.											
Response Option	Weight	Frequency	Percentage	Percent Responses		Means					
Strongly Disagree	(1)	0	0.00%			4.80					
Disagree	(2)	0	0.00%								
Neutral	(3)	0	0.00%								
Agree	(4)	2	20.00%								
Strongly Agree	(5)	8	80.00%								
N/A	(0)	0	0.00%								
				0	25	50	75	100	Question		
Return Rate		Mean	STD								
10/24 (41.67%)		4.8	0.42								

5 - Overall...											
I would recommend this mentor to another student.											
Response Option	Weight	Frequency	Percentage	Percent Responses		Means					
Strongly Disagree	(1)	0	0.00%			4.90					
Disagree	(2)	0	0.00%								
Neutral	(3)	0	0.00%								
Agree	(4)	1	10.00%								
Strongly Agree	(5)	9	90.00%								
N/A	(0)	0	0.00%								
				0	25	50	75	100	Question		
Return Rate		Mean	STD								
10/24 (41.67%)		4.9	0.32								

5 - Overall...											
I found this mentor to be effective.											
Response Option	Weight	Frequency	Percentage	Percent Responses		Means					
Strongly Disagree	(1)	0	0.00%			4.90					
Disagree	(2)	0	0.00%								
Neutral	(3)	0	0.00%								
Agree	(4)	1	10.00%								
Strongly Agree	(5)	9	90.00%								
N/A	(0)	0	0.00%								
				0	25	50	75	100	Question		
Return Rate		Mean	STD								
10/24 (41.67%)		4.9	0.32								

# Empire State College

## Spring 1 2016 Undergraduate Study Evaluation

### All Instructors

6 - In your opinion, what was the best aspect of this learning experience?	
Return Rate	8/24 (33.33%)
<ul style="list-style-type: none"> <li>- Dr. Rogers made this course exciting and challenging while enabling you to be successful</li> <li>- It has been challenging course but I made it. It has been great.</li> <li>- I have to say that it was a very challenging course but I'm happy that my Mentor helped me go through this and because of her help and encouragement I made it.</li> <li>- The connection between USA history and the patterns in immigration occurring today.</li> <li>- This course changed my paradigms. It was very interesting and impacted my life and the way I think about groups in the United States. This knowledge is helping me to have better relations with people, also is very helpful to make business.</li> <li>- Have known about the diversity of immigrants helped create what is USA today!</li> <li>- Having the different examples for explaining the different course concepts and why they are important today. How sports evolved and why they will continue to change as time goes on.</li> <li>- Everything was great. Prof. Rhianna is an amazing teacher.</li> </ul>	

7 - In your opinion, how could this learning experience be improved?	
Return Rate	9/24 (37.5%)
<ul style="list-style-type: none"> <li>- Everything was great.</li> <li>- It was perfect</li> <li>- Everything is good.</li> <li>- It was a great course. The only thing that happened it was a technical inconvenience with the link of one Zoom session that later was solved.</li> <li>- By including more groups of people and how immigration in the past affect how they are seen today.</li> <li>- Everything was perfect to me.</li> <li>- Nothing</li> <li>- Doing more virtual meetings.</li> <li>- nothing should be changed</li> </ul>	

8 - If you wish to make comments about the college or your program, please do so here.	
Return Rate	5/24 (20.83%)
<ul style="list-style-type: none"> <li>- My experience at ESC has been great. This is my last year and I appreciate everything ESC has done for me. Thank you.</li> <li>- I have truly enjoyed being a student at Empire State and recommend it to everyone I can</li> <li>- My experience at ESC has been great. This is my last year and I appreciate everything ESC has done for me. Thank you.</li> <li>- I think that it is a very smart program with very prepared teachers: World's first class education! But for countries like ours is a little expensive.</li> <li>- Nothing at all.</li> </ul>	

# Empire State College

## Summer 1 2016 Undergraduate Study Evaluation

### All Instructors

1 - After reflecting on my experience...											
I invested the time needed to be successful in this study.											
Response Option	Weight	Frequency	Percentage	Percent Responses		Means					
Strongly Disagree	(1)	0	0.00%								
Disagree	(2)	0	0.00%								
Neutral	(3)	0	0.00%								
Agree	(4)	0	0.00%								
Strongly Agree	(5)	1	100.00%								
N/A	(0)	0	0.00%								
				0	25	50	75	100	Question		
Return Rate		Mean	STD								
1/2 (50%)		5	0.00								

1 - After reflecting on my experience...											
I found this study to be challenging and rigorous.											
Response Option	Weight	Frequency	Percentage	Percent Responses		Means					
Strongly Disagree	(1)	0	0.00%								
Disagree	(2)	0	0.00%								
Neutral	(3)	0	0.00%								
Agree	(4)	0	0.00%								
Strongly Agree	(5)	1	100.00%								
N/A	(0)	0	0.00%								
				0	25	50	75	100	Question		
Return Rate		Mean	STD								
1/2 (50%)		5	0.00								

2 - Upon completing the study...											
I have become a more engaged learner.											
Response Option	Weight	Frequency	Percentage	Percent Responses		Means					
Strongly Disagree	(1)	0	0.00%								
Disagree	(2)	0	0.00%								
Neutral	(3)	0	0.00%								
Agree	(4)	0	0.00%								
Strongly Agree	(5)	1	100.00%								
N/A	(0)	0	0.00%								
				0	25	50	75	100	Question		
Return Rate		Mean	STD								
1/2 (50%)		5	0.00								

# Empire State College

## Summer 1 2016 Undergraduate Study Evaluation

### All Instructors

3 - The faculty member for this study...											
Responded to my questions in a timely way.											
Response Option	Weight	Frequency	Percentage	Percent Responses		Means					
Strongly Disagree	(1)	0	0.00%								
Disagree	(2)	0	0.00%								
Neutral	(3)	0	0.00%								
Agree	(4)	0	0.00%								
Strongly Agree	(5)	1	100.00%								
N/A	(0)	0	0.00%								
				0	25	50	75	100	Question		
Return Rate		Mean	STD								
1/2 (50%)		5	0.00								

3 - The faculty member for this study...											
Provided useful feedback on my work.											
Response Option	Weight	Frequency	Percentage	Percent Responses		Means					
Strongly Disagree	(1)	0	0.00%								
Disagree	(2)	0	0.00%								
Neutral	(3)	0	0.00%								
Agree	(4)	0	0.00%								
Strongly Agree	(5)	1	100.00%								
N/A	(0)	0	0.00%								
				0	25	50	75	100	Question		
Return Rate		Mean	STD								
1/2 (50%)		5	0.00								

3 - The faculty member for this study...											
Created a welcoming environment for learning.											
Response Option	Weight	Frequency	Percentage	Percent Responses		Means					
Strongly Disagree	(1)	0	0.00%								
Disagree	(2)	0	0.00%								
Neutral	(3)	0	0.00%								
Agree	(4)	0	0.00%								
Strongly Agree	(5)	1	100.00%								
N/A	(0)	0	0.00%								
				0	25	50	75	100	Question		
Return Rate		Mean	STD								
1/2 (50%)		5	0.00								

# Empire State College

## Summer 1 2016 Undergraduate Study Evaluation

### All Instructors

4 - The faculty member for this study...											
Could explain concepts in different ways.											
Response Option	Weight	Frequency	Percentage	Percent Responses		Means					
Strongly Disagree	(1)	0	0.00%								
Disagree	(2)	0	0.00%								
Neutral	(3)	0	0.00%								
Agree	(4)	0	0.00%								
Strongly Agree	(5)	1	100.00%								
N/A	(0)	0	0.00%								
				0	25	50	75	100	Question		
Return Rate		Mean	STD								
1/2 (50%)		5	0.00								

4 - The faculty member for this study...											
Helped me make connections between the study and my own learning goals.											
Response Option	Weight	Frequency	Percentage	Percent Responses		Means					
Strongly Disagree	(1)	0	0.00%								
Disagree	(2)	0	0.00%								
Neutral	(3)	0	0.00%								
Agree	(4)	0	0.00%								
Strongly Agree	(5)	1	100.00%								
N/A	(0)	0	0.00%								
				0	25	50	75	100	Question		
Return Rate		Mean	STD								
1/2 (50%)		5	0.00								

4 - The faculty member for this study...											
Challenged me to do good work.											
Response Option	Weight	Frequency	Percentage	Percent Responses		Means					
Strongly Disagree	(1)	0	0.00%								
Disagree	(2)	0	0.00%								
Neutral	(3)	0	0.00%								
Agree	(4)	0	0.00%								
Strongly Agree	(5)	1	100.00%								
N/A	(0)	0	0.00%								
				0	25	50	75	100	Question		
Return Rate		Mean	STD								
1/2 (50%)		5	0.00								



# Empire State College

## Summer 1 2016 Undergraduate Study Evaluation

### All Instructors

4 - The faculty member for this study...											
Made appropriate use of technology where applicable.											
Response Option	Weight	Frequency	Percentage	Percent Responses		Means					
Strongly Disagree	(1)	0	0.00%								
Disagree	(2)	0	0.00%								
Neutral	(3)	0	0.00%								
Agree	(4)	0	0.00%								
Strongly Agree	(5)	1	100.00%								
N/A	(0)	0	0.00%								
				0	25	50	75	100	Question		
Return Rate		Mean	STD								
1/2 (50%)		5	0.00								

5 - Overall...											
I would recommend this mentor to another student.											
Response Option	Weight	Frequency	Percentage	Percent Responses		Means					
Strongly Disagree	(1)	0	0.00%								
Disagree	(2)	0	0.00%								
Neutral	(3)	0	0.00%								
Agree	(4)	0	0.00%								
Strongly Agree	(5)	1	100.00%								
N/A	(0)	0	0.00%								
				0	25	50	75	100	Question		
Return Rate		Mean	STD								
1/2 (50%)		5	0.00								

5 - Overall...											
I found this mentor to be effective.											
Response Option	Weight	Frequency	Percentage	Percent Responses		Means					
Strongly Disagree	(1)	0	0.00%								
Disagree	(2)	0	0.00%								
Neutral	(3)	0	0.00%								
Agree	(4)	0	0.00%								
Strongly Agree	(5)	1	100.00%								
N/A	(0)	0	0.00%								
				0	25	50	75	100	Question		
Return Rate		Mean	STD								
1/2 (50%)		5	0.00								

6 - In your opinion, what was the best aspect of this learning experience?	
Return Rate	0/2 (0%)

7 - In your opinion, how could this learning experience be improved?	
Return Rate	0/2 (0%)

# Empire State College

## Summer 1 2016 Undergraduate Study Evaluation

---

### All Instructors

8 - If you wish to make comments about the college or your program, please do so here.

Return Rate	0/2 (0%)
-------------	----------

# Empire State College

## January 2015 Undergraduate Study Evaluation

### All Instructors

1 - After reflecting on my experience...											
I invested the time needed to be successful in this study.											
Response Option	Weight	Frequency	Percentage	Percent Responses		Means					
Strongly Disagree	(1)	0	0.00%			4.44					
Disagree	(2)	0	0.00%								
Neutral	(3)	0	0.00%								
Agree	(4)	5	55.56%								
Strongly Agree	(5)	4	44.44%								
N/A	(0)	0	0.00%								
				0	25	50	75	100	Question		
Return Rate		Mean	STD								
9/30 (30%)		4.44	0.53								

1 - After reflecting on my experience...											
I found this study to be challenging and rigorous.											
Response Option	Weight	Frequency	Percentage	Percent Responses		Means					
Strongly Disagree	(1)	0	0.00%			4.11					
Disagree	(2)	1	11.11%								
Neutral	(3)	0	0.00%								
Agree	(4)	5	55.56%								
Strongly Agree	(5)	3	33.33%								
N/A	(0)	0	0.00%								
				0	25	50	75	100	Question		
Return Rate		Mean	STD								
9/30 (30%)		4.11	0.93								

2 - Upon completing the study...											
I have become a more engaged learner.											
Response Option	Weight	Frequency	Percentage	Percent Responses		Means					
Strongly Disagree	(1)	0	0.00%			4.56					
Disagree	(2)	0	0.00%								
Neutral	(3)	0	0.00%								
Agree	(4)	4	44.44%								
Strongly Agree	(5)	5	55.56%								
N/A	(0)	0	0.00%								
				0	25	50	75	100	Question		
Return Rate		Mean	STD								
9/30 (30%)		4.56	0.53								

# Empire State College

## January 2015 Undergraduate Study Evaluation

### All Instructors

3 - The faculty member for this study...											
Responded to my questions in a timely way.											
Response Option	Weight	Frequency	Percentage	Percent Responses		Means					
Strongly Disagree	(1)	0	0.00%	<p>A horizontal bar chart with an x-axis from 0 to 100. The bars represent the percentage of responses for each option: Strongly Disagree (0%), Disagree (0%), Neutral (0%), Agree (33.33%), and Strongly Agree (66.67%).</p>	<p>A vertical bar chart with a y-axis labeled 'Question' and a value of 4.67. The bar represents the mean response for this question.</p>						
Disagree	(2)	0	0.00%								
Neutral	(3)	0	0.00%								
Agree	(4)	3	33.33%								
Strongly Agree	(5)	6	66.67%								
N/A	(0)	0	0.00%								
				0	25	50	75	100	Question		
Return Rate		Mean	STD								
9/30 (30%)		4.67	0.50								

3 - The faculty member for this study...											
Provided useful feedback on my work.											
Response Option	Weight	Frequency	Percentage	Percent Responses		Means					
Strongly Disagree	(1)	0	0.00%	<p>A horizontal bar chart with an x-axis from 0 to 100. The bars represent the percentage of responses for each option: Strongly Disagree (0%), Disagree (0%), Neutral (0%), Agree (33.33%), and Strongly Agree (66.67%).</p>	<p>A vertical bar chart with a y-axis labeled 'Question' and a value of 4.67. The bar represents the mean response for this question.</p>						
Disagree	(2)	0	0.00%								
Neutral	(3)	0	0.00%								
Agree	(4)	3	33.33%								
Strongly Agree	(5)	6	66.67%								
N/A	(0)	0	0.00%								
				0	25	50	75	100	Question		
Return Rate		Mean	STD								
9/30 (30%)		4.67	0.50								

3 - The faculty member for this study...											
Created a welcoming environment for learning.											
Response Option	Weight	Frequency	Percentage	Percent Responses		Means					
Strongly Disagree	(1)	0	0.00%	<p>A horizontal bar chart with an x-axis from 0 to 100. The bars represent the percentage of responses for each option: Strongly Disagree (0%), Disagree (0%), Neutral (0%), Agree (33.33%), and Strongly Agree (66.67%).</p>	<p>A vertical bar chart with a y-axis labeled 'Question' and a value of 4.67. The bar represents the mean response for this question.</p>						
Disagree	(2)	0	0.00%								
Neutral	(3)	0	0.00%								
Agree	(4)	3	33.33%								
Strongly Agree	(5)	6	66.67%								
N/A	(0)	0	0.00%								
				0	25	50	75	100	Question		
Return Rate		Mean	STD								
9/30 (30%)		4.67	0.50								

# Empire State College

## January 2015 Undergraduate Study Evaluation

### All Instructors

4 - The faculty member for this study...											
Could explain concepts in different ways.											
Response Option	Weight	Frequency	Percentage	Percent Responses		Means					
Strongly Disagree	(1)	0	0.00%			4.56					
Disagree	(2)	0	0.00%								
Neutral	(3)	1	11.11%								
Agree	(4)	2	22.22%								
Strongly Agree	(5)	6	66.67%								
N/A	(0)	0	0.00%								
				0	25	50	75	100	Question		
Return Rate		Mean	STD								
9/30 (30%)		4.56	0.73								

4 - The faculty member for this study...											
Helped me make connections between the study and my own learning goals.											
Response Option	Weight	Frequency	Percentage	Percent Responses		Means					
Strongly Disagree	(1)	0	0.00%			4.67					
Disagree	(2)	0	0.00%								
Neutral	(3)	0	0.00%								
Agree	(4)	3	33.33%								
Strongly Agree	(5)	6	66.67%								
N/A	(0)	0	0.00%								
				0	25	50	75	100	Question		
Return Rate		Mean	STD								
9/30 (30%)		4.67	0.50								

4 - The faculty member for this study...											
Challenged me to do good work.											
Response Option	Weight	Frequency	Percentage	Percent Responses		Means					
Strongly Disagree	(1)	0	0.00%			4.67					
Disagree	(2)	0	0.00%								
Neutral	(3)	0	0.00%								
Agree	(4)	3	33.33%								
Strongly Agree	(5)	6	66.67%								
N/A	(0)	0	0.00%								
				0	25	50	75	100	Question		
Return Rate		Mean	STD								
9/30 (30%)		4.67	0.50								

**Empire State College**  
**January 2015 Undergraduate Study Evaluation**

**All Instructors**

4 - The faculty member for this study...											
Made appropriate use of technology where applicable.											
Response Option	Weight	Frequency	Percentage	Percent Responses		Means					
Strongly Disagree	(1)	0	0.00%								
Disagree	(2)	0	0.00%								
Neutral	(3)	0	0.00%								
Agree	(4)	2	22.22%								
Strongly Agree	(5)	7	77.78%								
N/A	(0)	0	0.00%								
				0	25	50	75	100	Question		
Return Rate		Mean	STD								
9/30 (30%)		4.78	0.44								

5 - Overall...											
I would recommend this mentor to another student.											
Response Option	Weight	Frequency	Percentage	Percent Responses		Means					
Strongly Disagree	(1)	0	0.00%								
Disagree	(2)	0	0.00%								
Neutral	(3)	0	0.00%								
Agree	(4)	2	22.22%								
Strongly Agree	(5)	7	77.78%								
N/A	(0)	0	0.00%								
				0	25	50	75	100	Question		
Return Rate		Mean	STD								
9/30 (30%)		4.78	0.44								

5 - Overall...											
I found this mentor to be effective.											
Response Option	Weight	Frequency	Percentage	Percent Responses		Means					
Strongly Disagree	(1)	0	0.00%								
Disagree	(2)	0	0.00%								
Neutral	(3)	0	0.00%								
Agree	(4)	2	22.22%								
Strongly Agree	(5)	7	77.78%								
N/A	(0)	0	0.00%								
				0	25	50	75	100	Question		
Return Rate		Mean	STD								
9/30 (30%)		4.78	0.44								

# Empire State College

## January 2015 Undergraduate Study Evaluation

### All Instructors

6 - In your opinion, what was the best aspect of this learning experience?	
Return Rate	9/30 (30%)
<ul style="list-style-type: none"> <li>- I enjoyed the combination of readings, websites, videos, and articles. The course was extremely challenging for me, but it was well worth it.</li> <li>- the way that made me realize and see other points of view</li> <li>- Learn to think critically and don't take the things as correct, research, study and learn.</li> <li>- It is very challenging and it made me want to learn more.</li> <li>- the creative ways that the professor taught her class.</li> <li>- for my personal opinion of this learning experience was that we had zoom sessions and i really think that this is important every now and then during the course because to get to see face to face and talk in real time would help us as student to know way better what the professor really want to be done.</li> <li>- I learned new information on American history</li> <li>- The course material and being able to work with an intelligent teacher who has the ability to give information in a constructive format at the drop of a hat.</li> <li>- The choice of books and Professor Rogers made this class was extremely enjoyable. I was forced to look at things from a different perspective and I truly enjoyed this course. The interactive videos along with our meeting were very informative.</li> </ul>	

7 - In your opinion, how could this learning experience be improved?	
Return Rate	8/30 (26.67%)
<ul style="list-style-type: none"> <li>- This course was very challenging so I think it was more of my registering for 4 courses. This is definitely a course that requires your full attention so 4 courses made it difficult for me. I think this course should be in several parts (part I, part II) because there is so much more to learn.</li> <li>- No complains, i think it is good how it is.</li> <li>- By imparting it in all classrooms and for all students</li> <li>- More works with multimedia for example movies that Prof Rihanna put. Learning with movies give you a better insight to understand some situations in history.</li> <li>- i think in particular that this learning experience don't need to be improved much, because just to get to see all the classmates and the teacher at once makes it different</li> <li>- The bibliographies on each assignment is kind of a joke since the assignments are coming out a book the teacher made us get for the course.</li> <li>- Examples of practical project on how one should look like</li> <li>- I wouldn't change anything</li> </ul>	

8 - If you wish to make comments about the college or your program, please do so here.	
Return Rate	3/30 (10%)
<ul style="list-style-type: none"> <li>- N/A</li> <li>- It was a good online class and definitely made you do the work in order to get the grade you deserve.</li> <li>- This was a excellent and enjoyable course.</li> </ul>	

**Empire State College**  
**Fall 1 2015 Undergraduate Study Evaluation**

All Instructors

1 - After reflecting on my experience...						
I invested the time needed to be successful in this study.						
Response Option	Weight	Frequency	Percentage	Percent Responses	Means	
Strongly Disagree	(1)	1	10.00%		4.30	Question
Disagree	(2)	0	0.00%			
Neutral	(3)	0	0.00%			
Agree	(4)	3	30.00%			
Strongly Agree	(5)	6	60.00%			
N/A	(0)	0	0.00%			
				0 25 50 75 100		
Return Rate		Mean	STD			
10/34 (29.41%)		4.3	1.25			

1 - After reflecting on my experience...						
I found this study to be challenging and rigorous.						
Response Option	Weight	Frequency	Percentage	Percent Responses	Means	
Strongly Disagree	(1)	1	10.00%		4.30	Question
Disagree	(2)	0	0.00%			
Neutral	(3)	0	0.00%			
Agree	(4)	3	30.00%			
Strongly Agree	(5)	6	60.00%			
N/A	(0)	0	0.00%			
				0 25 50 75 100		
Return Rate		Mean	STD			
10/34 (29.41%)		4.3	1.25			

2 - Upon completing the study...						
I have become a more engaged learner.						
Response Option	Weight	Frequency	Percentage	Percent Responses	Means	
Strongly Disagree	(1)	1	10.00%		4.20	Question
Disagree	(2)	0	0.00%			
Neutral	(3)	1	10.00%			
Agree	(4)	2	20.00%			
Strongly Agree	(5)	6	60.00%			
N/A	(0)	0	0.00%			
				0 25 50 75 100		
Return Rate		Mean	STD			
10/34 (29.41%)		4.2	1.32			



**Empire State College**  
**Fall 1 2015 Undergraduate Study Evaluation**

**All Instructors**

3 - The faculty member for this study...											
Responded to my questions in a timely way.											
Response Option	Weight	Frequency	Percentage	Percent Responses		Means					
Strongly Disagree	(1)	1	10.00%			4.50					
Disagree	(2)	0	0.00%								
Neutral	(3)	0	0.00%								
Agree	(4)	1	10.00%								
Strongly Agree	(5)	8	80.00%								
N/A	(0)	0	0.00%								
				0	25	50	75	100	Question		
Return Rate		Mean	STD								
10/34 (29.41%)		4.5	1.27								

3 - The faculty member for this study...											
Provided useful feedback on my work.											
Response Option	Weight	Frequency	Percentage	Percent Responses		Means					
Strongly Disagree	(1)	1	10.00%			4.50					
Disagree	(2)	0	0.00%								
Neutral	(3)	0	0.00%								
Agree	(4)	1	10.00%								
Strongly Agree	(5)	8	80.00%								
N/A	(0)	0	0.00%								
				0	25	50	75	100	Question		
Return Rate		Mean	STD								
10/34 (29.41%)		4.5	1.27								

3 - The faculty member for this study...											
Created a welcoming environment for learning.											
Response Option	Weight	Frequency	Percentage	Percent Responses		Means					
Strongly Disagree	(1)	1	10.00%			4.50					
Disagree	(2)	0	0.00%								
Neutral	(3)	0	0.00%								
Agree	(4)	1	10.00%								
Strongly Agree	(5)	8	80.00%								
N/A	(0)	0	0.00%								
				0	25	50	75	100	Question		
Return Rate		Mean	STD								
10/34 (29.41%)		4.5	1.27								

# Empire State College

## Fall 1 2015 Undergraduate Study Evaluation

### All Instructors

4 - The faculty member for this study...						
Could explain concepts in different ways.						
Response Option	Weight	Frequency	Percentage	Percent Responses	Means	
Strongly Disagree	(1)	1	10.00%		4.40 	
Disagree	(2)	0	0.00%			
Neutral	(3)	1	10.00%			
Agree	(4)	0	0.00%			
Strongly Agree	(5)	8	80.00%			
N/A	(0)	0	0.00%			
				0 25 50 75 100	Question	
Return Rate		Mean	STD			
10/34 (29.41%)		4.4	1.35			

4 - The faculty member for this study...						
Helped me make connections between the study and my own learning goals.						
Response Option	Weight	Frequency	Percentage	Percent Responses	Means	
Strongly Disagree	(1)	1	10.00%		4.50 	
Disagree	(2)	0	0.00%			
Neutral	(3)	0	0.00%			
Agree	(4)	1	10.00%			
Strongly Agree	(5)	8	80.00%			
N/A	(0)	0	0.00%			
				0 25 50 75 100	Question	
Return Rate		Mean	STD			
10/34 (29.41%)		4.5	1.27			

4 - The faculty member for this study...						
Challenged me to do good work.						
Response Option	Weight	Frequency	Percentage	Percent Responses	Means	
Strongly Disagree	(1)	1	10.00%		4.50 	
Disagree	(2)	0	0.00%			
Neutral	(3)	0	0.00%			
Agree	(4)	1	10.00%			
Strongly Agree	(5)	8	80.00%			
N/A	(0)	0	0.00%			
				0 25 50 75 100	Question	
Return Rate		Mean	STD			
10/34 (29.41%)		4.5	1.27			

**Empire State College**  
**Fall 1 2015 Undergraduate Study Evaluation**

**All Instructors**

4 - The faculty member for this study...						
Made appropriate use of technology where applicable.						
Response Option	Weight	Frequency	Percentage	Percent Responses	Means	
Strongly Disagree	(1)	1	10.00%		4.44	
Disagree	(2)	0	0.00%			
Neutral	(3)	0	0.00%			
Agree	(4)	1	10.00%			
Strongly Agree	(5)	7	70.00%			
N/A	(0)	1	10.00%			
				0 25 50 75 100	Question	
Return Rate		Mean	STD			
10/34 (29.41%)		4.44	1.33			

5 - Overall...						
I would recommend this mentor to another student.						
Response Option	Weight	Frequency	Percentage	Percent Responses	Means	
Strongly Disagree	(1)	1	10.00%		4.30	
Disagree	(2)	0	0.00%			
Neutral	(3)	1	10.00%			
Agree	(4)	1	10.00%			
Strongly Agree	(5)	7	70.00%			
N/A	(0)	0	0.00%			
				0 25 50 75 100	Question	
Return Rate		Mean	STD			
10/34 (29.41%)		4.3	1.34			

5 - Overall...						
I found this mentor to be effective.						
Response Option	Weight	Frequency	Percentage	Percent Responses	Means	
Strongly Disagree	(1)	1	10.00%		4.30	
Disagree	(2)	0	0.00%			
Neutral	(3)	1	10.00%			
Agree	(4)	1	10.00%			
Strongly Agree	(5)	7	70.00%			
N/A	(0)	0	0.00%			
				0 25 50 75 100	Question	
Return Rate		Mean	STD			
10/34 (29.41%)		4.3	1.34			

# Empire State College

## Fall 1 2015 Undergraduate Study Evaluation

---

### All Instructors

6 - In your opinion, what was the best aspect of this learning experience?	
Return Rate	6/34 (17.65%)
<ul style="list-style-type: none"><li>- I loved this course, I learned a lot and the challenges made me focus more and have a wonderful learning experience.</li><li>- My professor is a delight to engage with, as she is a wealth of knowledge.</li><li>- I truly enjoyed this course and the way it was instructed.</li><li>- The teacher was great at communicating and meeting regularly</li><li>- Being able to create some powerpoint presentations for the practical projects. It was nice to be able to do something a little creative.</li><li>- The valuable information received</li></ul>	

7 - In your opinion, how could this learning experience be improved?	
Return Rate	5/34 (14.71%)
<ul style="list-style-type: none"><li>- Everything was ok.</li><li>- No comment.</li><li>- nothing</li><li>- no comment</li><li>- No suggestions.</li></ul>	

8 - If you wish to make comments about the college or your program, please do so here.	
Return Rate	1/34 (2.94%)
<ul style="list-style-type: none"><li>- No comment.</li></ul>	

# Empire State College

## Spring 2017 Undergraduate Study Evaluation

### All Instructors

1 - After reflecting on my experience...											
I invested the time needed to be successful in this study.											
Response Option	Weight	Frequency	Percentage	Percent Responses		Means					
Strongly Disagree	(1)	0	0.00%			4.00					
Disagree	(2)	0	0.00%								
Neutral	(3)	0	0.00%								
Agree	(4)	2	100.00%								
Strongly Agree	(5)	0	0.00%								
N/A	(0)	0	0.00%								
				0	25	50	75	100	Question		
Return Rate		Mean	STD								
2/24 (8.33%)		4	0.00								

1 - After reflecting on my experience...											
I found this study to be challenging and rigorous.											
Response Option	Weight	Frequency	Percentage	Percent Responses		Means					
Strongly Disagree	(1)	0	0.00%			4.00					
Disagree	(2)	0	0.00%								
Neutral	(3)	1	50.00%								
Agree	(4)	0	0.00%								
Strongly Agree	(5)	1	50.00%								
N/A	(0)	0	0.00%								
				0	25	50	75	100	Question		
Return Rate		Mean	STD								
2/24 (8.33%)		4	1.41								

2 - Upon completing the study...											
I have become a more engaged learner.											
Response Option	Weight	Frequency	Percentage	Percent Responses		Means					
Strongly Disagree	(1)	0	0.00%			3.50					
Disagree	(2)	1	50.00%								
Neutral	(3)	0	0.00%								
Agree	(4)	0	0.00%								
Strongly Agree	(5)	1	50.00%								
N/A	(0)	0	0.00%								
				0	25	50	75	100	Question		
Return Rate		Mean	STD								
2/24 (8.33%)		3.5	2.12								

Empire State College  
Spring 2017 Undergraduate Study Evaluation

All Instructors

3 - The faculty member for this study...											
Responded to my questions in a timely way.											
Response Option	Weight	Frequency	Percentage	Percent Responses		Means					
Strongly Disagree	(1)	0	0.00%			4.50					
Disagree	(2)	0	0.00%								
Neutral	(3)	0	0.00%								
Agree	(4)	1	50.00%								
Strongly Agree	(5)	1	50.00%								
N/A	(0)	0	0.00%								
				0	25	50	75	100	Question		
Return Rate		Mean	STD								
2/24 (8.33%)		4.5	0.71								

3 - The faculty member for this study...											
Provided useful feedback on my work.											
Response Option	Weight	Frequency	Percentage	Percent Responses		Means					
Strongly Disagree	(1)	0	0.00%			4.50					
Disagree	(2)	0	0.00%								
Neutral	(3)	0	0.00%								
Agree	(4)	1	50.00%								
Strongly Agree	(5)	1	50.00%								
N/A	(0)	0	0.00%								
				0	25	50	75	100	Question		
Return Rate		Mean	STD								
2/24 (8.33%)		4.5	0.71								

3 - The faculty member for this study...											
Created a welcoming environment for learning.											
Response Option	Weight	Frequency	Percentage	Percent Responses		Means					
Strongly Disagree	(1)	0	0.00%			4.50					
Disagree	(2)	0	0.00%								
Neutral	(3)	0	0.00%								
Agree	(4)	1	50.00%								
Strongly Agree	(5)	1	50.00%								
N/A	(0)	0	0.00%								
				0	25	50	75	100	Question		
Return Rate		Mean	STD								
2/24 (8.33%)		4.5	0.71								

Empire State College  
Spring 2017 Undergraduate Study Evaluation

All Instructors

4 - The faculty member for this study...											
Could explain concepts in different ways.											
Response Option	Weight	Frequency	Percentage	Percent Responses		Means					
Strongly Disagree	(1)	0	0.00%								
Disagree	(2)	0	0.00%								
Neutral	(3)	0	0.00%								
Agree	(4)	1	50.00%								
Strongly Agree	(5)	1	50.00%								
N/A	(0)	0	0.00%								
				0	25	50	75	100	Question		
Return Rate		Mean	STD								
2/24 (8.33%)		4.5	0.71								

4 - The faculty member for this study...											
Helped me make connections between the study and my own learning goals.											
Response Option	Weight	Frequency	Percentage	Percent Responses		Means					
Strongly Disagree	(1)	0	0.00%								
Disagree	(2)	0	0.00%								
Neutral	(3)	0	0.00%								
Agree	(4)	1	50.00%								
Strongly Agree	(5)	1	50.00%								
N/A	(0)	0	0.00%								
				0	25	50	75	100	Question		
Return Rate		Mean	STD								
2/24 (8.33%)		4.5	0.71								

4 - The faculty member for this study...											
Challenged me to do good work.											
Response Option	Weight	Frequency	Percentage	Percent Responses		Means					
Strongly Disagree	(1)	0	0.00%								
Disagree	(2)	0	0.00%								
Neutral	(3)	0	0.00%								
Agree	(4)	1	50.00%								
Strongly Agree	(5)	1	50.00%								
N/A	(0)	0	0.00%								
				0	25	50	75	100	Question		
Return Rate		Mean	STD								
2/24 (8.33%)		4.5	0.71								

# Empire State College

## Spring 2017 Undergraduate Study Evaluation

### All Instructors

4 - The faculty member for this study...											
Made appropriate use of technology where applicable.											
Response Option	Weight	Frequency	Percentage	Percent Responses		Means					
Strongly Disagree	(1)	0	0.00%			4.50					
Disagree	(2)	0	0.00%								
Neutral	(3)	0	0.00%								
Agree	(4)	1	50.00%								
Strongly Agree	(5)	1	50.00%								
N/A	(0)	0	0.00%								
				0	25	50	75	100	Question		
Return Rate		Mean	STD								
2/24 (8.33%)		4.5	0.71								

5 - Overall...											
I would recommend this mentor to another student.											
Response Option	Weight	Frequency	Percentage	Percent Responses		Means					
Strongly Disagree	(1)	0	0.00%			5.00					
Disagree	(2)	0	0.00%								
Neutral	(3)	0	0.00%								
Agree	(4)	0	0.00%								
Strongly Agree	(5)	2	100.00%								
N/A	(0)	0	0.00%								
				0	25	50	75	100	Question		
Return Rate		Mean	STD								
2/24 (8.33%)		5	0.00								

5 - Overall...											
I found this mentor to be effective.											
Response Option	Weight	Frequency	Percentage	Percent Responses		Means					
Strongly Disagree	(1)	0	0.00%			4.50					
Disagree	(2)	0	0.00%								
Neutral	(3)	0	0.00%								
Agree	(4)	1	50.00%								
Strongly Agree	(5)	1	50.00%								
N/A	(0)	0	0.00%								
				0	25	50	75	100	Question		
Return Rate		Mean	STD								
2/24 (8.33%)		4.5	0.71								

6 - In your opinion, what was the best aspect of this learning experience?	
Return Rate	0/24 (0%)



# Empire State College

## Spring 2 2017 Undergraduate Study Evaluation

---

### All Instructors

7 - In your opinion, how could this learning experience be improved?

Return Rate

1/24 (4.17%)

- Nothing to be done it is perfect the way it is

8 - If you wish to make comments about the college or your program, please do so here.

Return Rate

0/24 (0%)

# Empire State College

## Summer 2 2016 Undergraduate Study Evaluation

### All Instructors

1 - After reflecting on my experience...											
I invested the time needed to be successful in this study.											
Response Option	Weight	Frequency	Percentage	Percent Responses		Means					
Strongly Disagree	(1)	0	0.00%			4.00					
Disagree	(2)	0	0.00%								
Neutral	(3)	0	0.00%								
Agree	(4)	2	100.00%								
Strongly Agree	(5)	0	0.00%								
N/A	(0)	0	0.00%								
				0	25	50	75	100	Question		
Return Rate		Mean	STD								
2/9 (22.22%)		4	0.00								

1 - After reflecting on my experience...											
I found this study to be challenging and rigorous.											
Response Option	Weight	Frequency	Percentage	Percent Responses		Means					
Strongly Disagree	(1)	0	0.00%			4.50					
Disagree	(2)	0	0.00%								
Neutral	(3)	0	0.00%								
Agree	(4)	1	50.00%								
Strongly Agree	(5)	1	50.00%								
N/A	(0)	0	0.00%								
				0	25	50	75	100	Question		
Return Rate		Mean	STD								
2/9 (22.22%)		4.5	0.71								

2 - Upon completing the study...											
I have become a more engaged learner.											
Response Option	Weight	Frequency	Percentage	Percent Responses		Means					
Strongly Disagree	(1)	0	0.00%			5.00					
Disagree	(2)	0	0.00%								
Neutral	(3)	0	0.00%								
Agree	(4)	0	0.00%								
Strongly Agree	(5)	2	100.00%								
N/A	(0)	0	0.00%								
				0	25	50	75	100	Question		
Return Rate		Mean	STD								
2/9 (22.22%)		5	0.00								

# Empire State College

## Summer 2 2016 Undergraduate Study Evaluation

### All Instructors

3 - The faculty member for this study...											
Responded to my questions in a timely way.											
Response Option	Weight	Frequency	Percentage	Percent Responses		Means					
Strongly Disagree	(1)	0	0.00%								
Disagree	(2)	0	0.00%								
Neutral	(3)	0	0.00%								
Agree	(4)	0	0.00%								
Strongly Agree	(5)	2	100.00%								
N/A	(0)	0	0.00%								
				0	25	50	75	100	Question		
Return Rate		Mean	STD								
2/9 (22.22%)		5	0.00								

3 - The faculty member for this study...											
Provided useful feedback on my work.											
Response Option	Weight	Frequency	Percentage	Percent Responses		Means					
Strongly Disagree	(1)	0	0.00%								
Disagree	(2)	0	0.00%								
Neutral	(3)	0	0.00%								
Agree	(4)	0	0.00%								
Strongly Agree	(5)	2	100.00%								
N/A	(0)	0	0.00%								
				0	25	50	75	100	Question		
Return Rate		Mean	STD								
2/9 (22.22%)		5	0.00								

3 - The faculty member for this study...											
Created a welcoming environment for learning.											
Response Option	Weight	Frequency	Percentage	Percent Responses		Means					
Strongly Disagree	(1)	0	0.00%								
Disagree	(2)	0	0.00%								
Neutral	(3)	0	0.00%								
Agree	(4)	1	50.00%								
Strongly Agree	(5)	1	50.00%								
N/A	(0)	0	0.00%								
				0	25	50	75	100	Question		
Return Rate		Mean	STD								
2/9 (22.22%)		4.5	0.71								

Empire State College  
 Summer 2 2016 Undergraduate Study Evaluation

All Instructors

4 - The faculty member for this study...											
Could explain concepts in different ways.											
Response Option	Weight	Frequency	Percentage	Percent Responses		Means					
Strongly Disagree	(1)	0	0.00%								
Disagree	(2)	0	0.00%								
Neutral	(3)	0	0.00%								
Agree	(4)	0	0.00%								
Strongly Agree	(5)	2	100.00%								
N/A	(0)	0	0.00%								
				0	25	50	75	100	Question		
Return Rate		Mean	STD								
2/9 (22.22%)		5	0.00								

4 - The faculty member for this study...											
Helped me make connections between the study and my own learning goals.											
Response Option	Weight	Frequency	Percentage	Percent Responses		Means					
Strongly Disagree	(1)	0	0.00%								
Disagree	(2)	0	0.00%								
Neutral	(3)	1	50.00%								
Agree	(4)	0	0.00%								
Strongly Agree	(5)	1	50.00%								
N/A	(0)	0	0.00%								
				0	25	50	75	100	Question		
Return Rate		Mean	STD								
2/9 (22.22%)		4	1.41								

4 - The faculty member for this study...											
Challenged me to do good work.											
Response Option	Weight	Frequency	Percentage	Percent Responses		Means					
Strongly Disagree	(1)	0	0.00%								
Disagree	(2)	0	0.00%								
Neutral	(3)	0	0.00%								
Agree	(4)	1	50.00%								
Strongly Agree	(5)	1	50.00%								
N/A	(0)	0	0.00%								
				0	25	50	75	100	Question		
Return Rate		Mean	STD								
2/9 (22.22%)		4.5	0.71								

# Empire State College

## Summer 2 2016 Undergraduate Study Evaluation

### All Instructors

4 - The faculty member for this study...											
Made appropriate use of technology where applicable.											
Response Option	Weight	Frequency	Percentage	Percent Responses		Means					
Strongly Disagree	(1)	0	0.00%			4.00					
Disagree	(2)	0	0.00%								
Neutral	(3)	0	0.00%								
Agree	(4)	2	100.00%								
Strongly Agree	(5)	0	0.00%								
N/A	(0)	0	0.00%								
				0	25	50	75	100	Question		
Return Rate		Mean	STD								
2/9 (22.22%)		4	0.00								

5 - Overall...											
I would recommend this mentor to another student.											
Response Option	Weight	Frequency	Percentage	Percent Responses		Means					
Strongly Disagree	(1)	0	0.00%			5.00					
Disagree	(2)	0	0.00%								
Neutral	(3)	0	0.00%								
Agree	(4)	0	0.00%								
Strongly Agree	(5)	2	100.00%								
N/A	(0)	0	0.00%								
				0	25	50	75	100	Question		
Return Rate		Mean	STD								
2/9 (22.22%)		5	0.00								

5 - Overall...											
I found this mentor to be effective.											
Response Option	Weight	Frequency	Percentage	Percent Responses		Means					
Strongly Disagree	(1)	0	0.00%			4.50					
Disagree	(2)	0	0.00%								
Neutral	(3)	0	0.00%								
Agree	(4)	1	50.00%								
Strongly Agree	(5)	1	50.00%								
N/A	(0)	0	0.00%								
				0	25	50	75	100	Question		
Return Rate		Mean	STD								
2/9 (22.22%)		4.5	0.71								

6 - In your opinion, what was the best aspect of this learning experience?	
Return Rate	1/9 (11.11%)
- The best way to try new thing. And learn new type Of strategy and quality of time .	

# Empire State College

## Summer 2 2016 Undergraduate Study Evaluation

---

### All Instructors

7 - In your opinion, how could this learning experience be improved?	
Return Rate	1/9 (11.11%)
- By trying new method more communication	

8 - If you wish to make comments about the college or your program, please do so here.	
Return Rate	1/9 (11.11%)
- The program more sufficient and help me earn high level in learning	

# Empire State College

## Fall 2016 Undergraduate Study Evaluation

### All Instructors

1 - After reflecting on my experience...											
I invested the time needed to be successful in this study.											
Response Option	Weight	Frequency	Percentage	Percent Responses		Means					
Strongly Disagree	(1)	0	0.00%			4.50					
Disagree	(2)	0	0.00%								
Neutral	(3)	0	0.00%								
Agree	(4)	1	50.00%								
Strongly Agree	(5)	1	50.00%								
N/A	(0)	0	0.00%								
				0	25	50	75	100	Question		
Return Rate		Mean	STD								
2/18 (11.11%)		4.5	0.71								

1 - After reflecting on my experience...											
I found this study to be challenging and rigorous.											
Response Option	Weight	Frequency	Percentage	Percent Responses		Means					
Strongly Disagree	(1)	0	0.00%			4.50					
Disagree	(2)	0	0.00%								
Neutral	(3)	0	0.00%								
Agree	(4)	1	50.00%								
Strongly Agree	(5)	1	50.00%								
N/A	(0)	0	0.00%								
				0	25	50	75	100	Question		
Return Rate		Mean	STD								
2/18 (11.11%)		4.5	0.71								

2 - Upon completing the study...											
I have become a more engaged learner.											
Response Option	Weight	Frequency	Percentage	Percent Responses		Means					
Strongly Disagree	(1)	0	0.00%			4.50					
Disagree	(2)	0	0.00%								
Neutral	(3)	0	0.00%								
Agree	(4)	1	50.00%								
Strongly Agree	(5)	1	50.00%								
N/A	(0)	0	0.00%								
				0	25	50	75	100	Question		
Return Rate		Mean	STD								
2/18 (11.11%)		4.5	0.71								

# Empire State College

## Fall 2016 Undergraduate Study Evaluation

### All Instructors

3 - The faculty member for this study...											
Responded to my questions in a timely way.											
Response Option	Weight	Frequency	Percentage	Percent Responses		Means					
Strongly Disagree	(1)	0	0.00%			4.50					
Disagree	(2)	0	0.00%								
Neutral	(3)	0	0.00%								
Agree	(4)	1	50.00%								
Strongly Agree	(5)	1	50.00%								
N/A	(0)	0	0.00%								
				0	25	50	75	100	Question		
Return Rate		Mean	STD								
2/18 (11.11%)		4.5	0.71								

3 - The faculty member for this study...											
Provided useful feedback on my work.											
Response Option	Weight	Frequency	Percentage	Percent Responses		Means					
Strongly Disagree	(1)	0	0.00%			4.50					
Disagree	(2)	0	0.00%								
Neutral	(3)	0	0.00%								
Agree	(4)	1	50.00%								
Strongly Agree	(5)	1	50.00%								
N/A	(0)	0	0.00%								
				0	25	50	75	100	Question		
Return Rate		Mean	STD								
2/18 (11.11%)		4.5	0.71								

3 - The faculty member for this study...											
Created a welcoming environment for learning.											
Response Option	Weight	Frequency	Percentage	Percent Responses		Means					
Strongly Disagree	(1)	0	0.00%			4.50					
Disagree	(2)	0	0.00%								
Neutral	(3)	0	0.00%								
Agree	(4)	1	50.00%								
Strongly Agree	(5)	1	50.00%								
N/A	(0)	0	0.00%								
				0	25	50	75	100	Question		
Return Rate		Mean	STD								
2/18 (11.11%)		4.5	0.71								



# Empire State College

## Fall 2016 Undergraduate Study Evaluation

### All Instructors

4 - The faculty member for this study...											
Could explain concepts in different ways.											
Response Option	Weight	Frequency	Percentage	Percent Responses		Means					
Strongly Disagree	(1)	0	0.00%								
Disagree	(2)	0	0.00%								
Neutral	(3)	0	0.00%								
Agree	(4)	1	50.00%								
Strongly Agree	(5)	1	50.00%								
N/A	(0)	0	0.00%								
				0	25	50	75	100	Question		
Return Rate		Mean	STD								
2/18 (11.11%)		4.5	0.71								

4 - The faculty member for this study...											
Helped me make connections between the study and my own learning goals.											
Response Option	Weight	Frequency	Percentage	Percent Responses		Means					
Strongly Disagree	(1)	0	0.00%								
Disagree	(2)	0	0.00%								
Neutral	(3)	0	0.00%								
Agree	(4)	1	50.00%								
Strongly Agree	(5)	1	50.00%								
N/A	(0)	0	0.00%								
				0	25	50	75	100	Question		
Return Rate		Mean	STD								
2/18 (11.11%)		4.5	0.71								

4 - The faculty member for this study...											
Challenged me to do good work.											
Response Option	Weight	Frequency	Percentage	Percent Responses		Means					
Strongly Disagree	(1)	0	0.00%								
Disagree	(2)	0	0.00%								
Neutral	(3)	0	0.00%								
Agree	(4)	1	50.00%								
Strongly Agree	(5)	1	50.00%								
N/A	(0)	0	0.00%								
				0	25	50	75	100	Question		
Return Rate		Mean	STD								
2/18 (11.11%)		4.5	0.71								

**Empire State College**  
**Fall 2016 Undergraduate Study Evaluation**

**All Instructors**

4 - The faculty member for this study...											
Made appropriate use of technology where applicable.											
Response Option	Weight	Frequency	Percentage	Percent Responses		Means					
Strongly Disagree	(1)	0	0.00%			4.00					
Disagree	(2)	0	0.00%								
Neutral	(3)	0	0.00%								
Agree	(4)	2	100.00%								
Strongly Agree	(5)	0	0.00%								
N/A	(0)	0	0.00%								
				0	25	50	75	100	Question		
Return Rate		Mean	STD								
2/18 (11.11%)		4	0.00								

5 - Overall...											
I would recommend this mentor to another student.											
Response Option	Weight	Frequency	Percentage	Percent Responses		Means					
Strongly Disagree	(1)	0	0.00%			5.00					
Disagree	(2)	0	0.00%								
Neutral	(3)	0	0.00%								
Agree	(4)	0	0.00%								
Strongly Agree	(5)	2	100.00%								
N/A	(0)	0	0.00%								
				0	25	50	75	100	Question		
Return Rate		Mean	STD								
2/18 (11.11%)		5	0.00								

5 - Overall...											
I found this mentor to be effective.											
Response Option	Weight	Frequency	Percentage	Percent Responses		Means					
Strongly Disagree	(1)	0	0.00%			5.00					
Disagree	(2)	0	0.00%								
Neutral	(3)	0	0.00%								
Agree	(4)	0	0.00%								
Strongly Agree	(5)	2	100.00%								
N/A	(0)	0	0.00%								
				0	25	50	75	100	Question		
Return Rate		Mean	STD								
2/18 (11.11%)		5	0.00								

6 - In your opinion, what was the best aspect of this learning experience?	
Return Rate	1/18 (5.56%)
- Knowledge, its is al about knowledge	

# Empire State College

## Fall 2 2016 Undergraduate Study Evaluation

---

### All Instructors

7 - In your opinion, how could this learning experience be improved?

Return Rate

1/18 (5.56%)

- Doesn't have to its great as it is

8 - If you wish to make comments about the college or your program, please do so here.

Return Rate

0/18 (0%)

# Empire State College

## Spring 1 2017 Undergraduate Study Evaluation

### All Instructors

1 - After reflecting on my experience...											
I invested the time needed to be successful in this study.											
Response Option	Weight	Frequency	Percentage	Percent Responses		Means					
Strongly Disagree	(1)	0	0.00%								
Disagree	(2)	0	0.00%								
Neutral	(3)	0	0.00%								
Agree	(4)	0	0.00%								
Strongly Agree	(5)	4	100.00%								
N/A	(0)	0	0.00%								
				0	25	50	75	100	Question		
Return Rate		Mean	STD								
4/11 (36.36%)		5	0.00								

1 - After reflecting on my experience...											
I found this study to be challenging and rigorous.											
Response Option	Weight	Frequency	Percentage	Percent Responses		Means					
Strongly Disagree	(1)	0	0.00%								
Disagree	(2)	0	0.00%								
Neutral	(3)	1	25.00%								
Agree	(4)	0	0.00%								
Strongly Agree	(5)	3	75.00%								
N/A	(0)	0	0.00%								
				0	25	50	75	100	Question		
Return Rate		Mean	STD								
4/11 (36.36%)		4.5	1.00								

2 - Upon completing the study...											
I have become a more engaged learner.											
Response Option	Weight	Frequency	Percentage	Percent Responses		Means					
Strongly Disagree	(1)	0	0.00%								
Disagree	(2)	0	0.00%								
Neutral	(3)	0	0.00%								
Agree	(4)	1	25.00%								
Strongly Agree	(5)	3	75.00%								
N/A	(0)	0	0.00%								
				0	25	50	75	100	Question		
Return Rate		Mean	STD								
4/11 (36.36%)		4.75	0.50								

**Empire State College**  
**Spring 1 2017 Undergraduate Study Evaluation**

**All Instructors**

3 - The faculty member for this study...											
Responded to my questions in a timely way.											
Response Option	Weight	Frequency	Percentage	Percent Responses		Means					
Strongly Disagree	(1)	0	0.00%								
Disagree	(2)	0	0.00%								
Neutral	(3)	0	0.00%								
Agree	(4)	0	0.00%								
Strongly Agree	(5)	4	100.00%								
N/A	(0)	0	0.00%								
				0	25	50	75	100	Question		
Return Rate		Mean	STD								
4/11 (36.36%)		5	0.00								

3 - The faculty member for this study...											
Provided useful feedback on my work.											
Response Option	Weight	Frequency	Percentage	Percent Responses		Means					
Strongly Disagree	(1)	0	0.00%								
Disagree	(2)	0	0.00%								
Neutral	(3)	0	0.00%								
Agree	(4)	0	0.00%								
Strongly Agree	(5)	4	100.00%								
N/A	(0)	0	0.00%								
				0	25	50	75	100	Question		
Return Rate		Mean	STD								
4/11 (36.36%)		5	0.00								

3 - The faculty member for this study...											
Created a welcoming environment for learning.											
Response Option	Weight	Frequency	Percentage	Percent Responses		Means					
Strongly Disagree	(1)	0	0.00%								
Disagree	(2)	0	0.00%								
Neutral	(3)	0	0.00%								
Agree	(4)	0	0.00%								
Strongly Agree	(5)	4	100.00%								
N/A	(0)	0	0.00%								
				0	25	50	75	100	Question		
Return Rate		Mean	STD								
4/11 (36.36%)		5	0.00								

Empire State College  
Spring 1 2017 Undergraduate Study Evaluation

All Instructors

4 - The faculty member for this study...											
Could explain concepts in different ways.											
Response Option	Weight	Frequency	Percentage	Percent Responses		Means					
Strongly Disagree	(1)	0	0.00%								
Disagree	(2)	0	0.00%								
Neutral	(3)	0	0.00%								
Agree	(4)	0	0.00%								
Strongly Agree	(5)	4	100.00%								
N/A	(0)	0	0.00%								
				0	25	50	75	100	Question		
Return Rate		Mean	STD								
4/11 (36.36%)		5	0.00								

4 - The faculty member for this study...											
Helped me make connections between the study and my own learning goals.											
Response Option	Weight	Frequency	Percentage	Percent Responses		Means					
Strongly Disagree	(1)	0	0.00%								
Disagree	(2)	0	0.00%								
Neutral	(3)	0	0.00%								
Agree	(4)	0	0.00%								
Strongly Agree	(5)	4	100.00%								
N/A	(0)	0	0.00%								
				0	25	50	75	100	Question		
Return Rate		Mean	STD								
4/11 (36.36%)		5	0.00								

4 - The faculty member for this study...											
Challenged me to do good work.											
Response Option	Weight	Frequency	Percentage	Percent Responses		Means					
Strongly Disagree	(1)	0	0.00%								
Disagree	(2)	0	0.00%								
Neutral	(3)	0	0.00%								
Agree	(4)	0	0.00%								
Strongly Agree	(5)	4	100.00%								
N/A	(0)	0	0.00%								
				0	25	50	75	100	Question		
Return Rate		Mean	STD								
4/11 (36.36%)		5	0.00								

# Empire State College

## Spring 1 2017 Undergraduate Study Evaluation

### All Instructors

4 - The faculty member for this study...											
Made appropriate use of technology where applicable.											
Response Option	Weight	Frequency	Percentage	Percent Responses		Means					
Strongly Disagree	(1)	0	0.00%								
Disagree	(2)	0	0.00%								
Neutral	(3)	0	0.00%								
Agree	(4)	0	0.00%								
Strongly Agree	(5)	4	100.00%								
N/A	(0)	0	0.00%								
				0	25	50	75	100	Question		
Return Rate		Mean	STD								
4/11 (36.36%)		5	0.00								

5 - Overall...											
I would recommend this mentor to another student.											
Response Option	Weight	Frequency	Percentage	Percent Responses		Means					
Strongly Disagree	(1)	0	0.00%								
Disagree	(2)	0	0.00%								
Neutral	(3)	0	0.00%								
Agree	(4)	0	0.00%								
Strongly Agree	(5)	4	100.00%								
N/A	(0)	0	0.00%								
				0	25	50	75	100	Question		
Return Rate		Mean	STD								
4/11 (36.36%)		5	0.00								

5 - Overall...											
I found this mentor to be effective.											
Response Option	Weight	Frequency	Percentage	Percent Responses		Means					
Strongly Disagree	(1)	0	0.00%								
Disagree	(2)	0	0.00%								
Neutral	(3)	0	0.00%								
Agree	(4)	0	0.00%								
Strongly Agree	(5)	4	100.00%								
N/A	(0)	0	0.00%								
				0	25	50	75	100	Question		
Return Rate		Mean	STD								
4/11 (36.36%)		5	0.00								

6 - In your opinion, what was the best aspect of this learning experience?	
Return Rate	1/11 (9.09%)
<p>- At first I thought this class was just going to be something I had to get through as a requirement. After the second module I found myself engaging in different thought processes.</p>	

# Empire State College

## Spring 1 2017 Undergraduate Study Evaluation

---

### All Instructors

7 - In your opinion, how could this learning experience be improved?	
Return Rate	1/11 (9.09%)
- If felt Dr. Rogers did a fantastic job. I'm not sure that purchasing 3 books for this class was necessary. The cost alone was a bit of a challenge.	

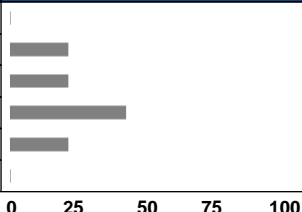
8 - If you wish to make comments about the college or your program, please do so here.	
Return Rate	0/11 (0%)




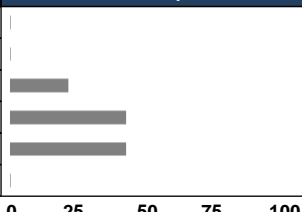
# Empire State College

## Fall 1 2016 Undergraduate Study Evaluation

### All Instructors

1 - After reflecting on my experience...											
I invested the time needed to be successful in this study.											
Response Option	Weight	Frequency	Percentage	Percent Responses		Means					
Strongly Disagree	(1)	0	0.00%			3.60 					
Disagree	(2)	1	20.00%								
Neutral	(3)	1	20.00%								
Agree	(4)	2	40.00%								
Strongly Agree	(5)	1	20.00%								
N/A	(0)	0	0.00%								
				0	25	50	75	100	Question		
Return Rate		Mean	STD								
5/32 (15.62%)		3.6	1.14								

1 - After reflecting on my experience...											
I found this study to be challenging and rigorous.											
Response Option	Weight	Frequency	Percentage	Percent Responses		Means					
Strongly Disagree	(1)	0	0.00%			4.60 					
Disagree	(2)	0	0.00%								
Neutral	(3)	0	0.00%								
Agree	(4)	2	40.00%								
Strongly Agree	(5)	3	60.00%								
N/A	(0)	0	0.00%								
				0	25	50	75	100	Question		
Return Rate		Mean	STD								
5/32 (15.62%)		4.6	0.55								

2 - Upon completing the study...											
I have become a more engaged learner.											
Response Option	Weight	Frequency	Percentage	Percent Responses		Means					
Strongly Disagree	(1)	0	0.00%			4.20 					
Disagree	(2)	0	0.00%								
Neutral	(3)	1	20.00%								
Agree	(4)	2	40.00%								
Strongly Agree	(5)	2	40.00%								
N/A	(0)	0	0.00%								
				0	25	50	75	100	Question		
Return Rate		Mean	STD								
5/32 (15.62%)		4.2	0.84								

**Empire State College**  
**Fall 1 2016 Undergraduate Study Evaluation**

**All Instructors**

3 - The faculty member for this study...											
Responded to my questions in a timely way.											
Response Option	Weight	Frequency	Percentage	Percent Responses		Means					
Strongly Disagree	(1)	0	0.00%			4.60					
Disagree	(2)	0	0.00%								
Neutral	(3)	0	0.00%								
Agree	(4)	2	40.00%								
Strongly Agree	(5)	3	60.00%								
N/A	(0)	0	0.00%								
				0	25	50	75	100	Question		
Return Rate		Mean	STD								
5/32 (15.62%)		4.6	0.55								

3 - The faculty member for this study...											
Provided useful feedback on my work.											
Response Option	Weight	Frequency	Percentage	Percent Responses		Means					
Strongly Disagree	(1)	0	0.00%			4.40					
Disagree	(2)	0	0.00%								
Neutral	(3)	1	20.00%								
Agree	(4)	1	20.00%								
Strongly Agree	(5)	3	60.00%								
N/A	(0)	0	0.00%								
				0	25	50	75	100	Question		
Return Rate		Mean	STD								
5/32 (15.62%)		4.4	0.89								

3 - The faculty member for this study...											
Created a welcoming environment for learning.											
Response Option	Weight	Frequency	Percentage	Percent Responses		Means					
Strongly Disagree	(1)	0	0.00%			4.60					
Disagree	(2)	0	0.00%								
Neutral	(3)	0	0.00%								
Agree	(4)	2	40.00%								
Strongly Agree	(5)	3	60.00%								
N/A	(0)	0	0.00%								
				0	25	50	75	100	Question		
Return Rate		Mean	STD								
5/32 (15.62%)		4.6	0.55								

# Empire State College

## Fall 1 2016 Undergraduate Study Evaluation

### All Instructors

4 - The faculty member for this study...											
Could explain concepts in different ways.											
Response Option	Weight	Frequency	Percentage	Percent Responses		Means					
Strongly Disagree	(1)	0	0.00%			4.20					
Disagree	(2)	1	20.00%								
Neutral	(3)	0	0.00%								
Agree	(4)	1	20.00%								
Strongly Agree	(5)	3	60.00%								
N/A	(0)	0	0.00%								
				0	25	50	75	100	Question		
Return Rate		Mean	STD								
5/32 (15.62%)		4.2	1.30								

4 - The faculty member for this study...											
Helped me make connections between the study and my own learning goals.											
Response Option	Weight	Frequency	Percentage	Percent Responses		Means					
Strongly Disagree	(1)	0	0.00%			4.60					
Disagree	(2)	0	0.00%								
Neutral	(3)	0	0.00%								
Agree	(4)	2	40.00%								
Strongly Agree	(5)	3	60.00%								
N/A	(0)	0	0.00%								
				0	25	50	75	100	Question		
Return Rate		Mean	STD								
5/32 (15.62%)		4.6	0.55								

4 - The faculty member for this study...											
Challenged me to do good work.											
Response Option	Weight	Frequency	Percentage	Percent Responses		Means					
Strongly Disagree	(1)	0	0.00%			4.60					
Disagree	(2)	0	0.00%								
Neutral	(3)	0	0.00%								
Agree	(4)	2	40.00%								
Strongly Agree	(5)	3	60.00%								
N/A	(0)	0	0.00%								
				0	25	50	75	100	Question		
Return Rate		Mean	STD								
5/32 (15.62%)		4.6	0.55								

**Empire State College**  
**Fall 1 2016 Undergraduate Study Evaluation**

**All Instructors**

4 - The faculty member for this study...						
Made appropriate use of technology where applicable.						
Response Option	Weight	Frequency	Percentage	Percent Responses	Means	
Strongly Disagree	(1)	0	0.00%		4.40	Question
Disagree	(2)	0	0.00%			
Neutral	(3)	1	20.00%			
Agree	(4)	1	20.00%			
Strongly Agree	(5)	3	60.00%			
N/A	(0)	0	0.00%			
				0 25 50 75 100		
Return Rate	Mean	STD				
5/32 (15.62%)	4.4	0.89				

5 - Overall...						
I would recommend this mentor to another student.						
Response Option	Weight	Frequency	Percentage	Percent Responses	Means	
Strongly Disagree	(1)	0	0.00%		4.60	Question
Disagree	(2)	0	0.00%			
Neutral	(3)	0	0.00%			
Agree	(4)	2	40.00%			
Strongly Agree	(5)	3	60.00%			
N/A	(0)	0	0.00%			
				0 25 50 75 100		
Return Rate	Mean	STD				
5/32 (15.62%)	4.6	0.55				

5 - Overall...						
I found this mentor to be effective.						
Response Option	Weight	Frequency	Percentage	Percent Responses	Means	
Strongly Disagree	(1)	0	0.00%		4.60	Question
Disagree	(2)	0	0.00%			
Neutral	(3)	0	0.00%			
Agree	(4)	2	40.00%			
Strongly Agree	(5)	3	60.00%			
N/A	(0)	0	0.00%			
				0 25 50 75 100		
Return Rate	Mean	STD				
5/32 (15.62%)	4.6	0.55				

# Empire State College

## Fall 1 2016 Undergraduate Study Evaluation

---

### All Instructors

6 - In your opinion, what was the best aspect of this learning experience?

Return Rate

3/32 (9.38%)

- The best aspect was learning about a different culture.
- the amount of resources that Dr. Rogers collected to incorporate into our learning plan. She made this term come alive for me.
- The variety of resources and information.

7 - In your opinion, how could this learning experience be improved?

Return Rate

3/32 (9.38%)

- It could be improved by less information. All of the textbook readings can be a bit overwhelming.
- Everything was clearly explained, I don't see improvement needed
- I have no ideas for improvement. The class was excellent and I learned a great deal.

8 - If you wish to make comments about the college or your program, please do so here.

Return Rate

0/32 (0%)

# Empire State College

## Summer 1 2017 Undergraduate Study Evaluation

### All Instructors

1 - After reflecting on my experience...											
I invested the time needed to be successful in this study.											
Response Option	Weight	Frequency	Percentage	Percent Responses		Means					
Strongly Disagree	(1)	0	0.00%								
Disagree	(2)	0	0.00%								
Neutral	(3)	0	0.00%								
Agree	(4)	0	0.00%								
Strongly Agree	(5)	1	100.00%								
N/A	(0)	0	0.00%								
				0	25	50	75	100	Question		
Return Rate		Mean	STD								
1/5 (20%)		5	0.00								

1 - After reflecting on my experience...											
I found this study to be challenging and rigorous.											
Response Option	Weight	Frequency	Percentage	Percent Responses		Means					
Strongly Disagree	(1)	0	0.00%								
Disagree	(2)	0	0.00%								
Neutral	(3)	0	0.00%								
Agree	(4)	0	0.00%								
Strongly Agree	(5)	1	100.00%								
N/A	(0)	0	0.00%								
				0	25	50	75	100	Question		
Return Rate		Mean	STD								
1/5 (20%)		5	0.00								

2 - Upon completing the study...											
I have become a more engaged learner.											
Response Option	Weight	Frequency	Percentage	Percent Responses		Means					
Strongly Disagree	(1)	0	0.00%								
Disagree	(2)	0	0.00%								
Neutral	(3)	0	0.00%								
Agree	(4)	0	0.00%								
Strongly Agree	(5)	1	100.00%								
N/A	(0)	0	0.00%								
				0	25	50	75	100	Question		
Return Rate		Mean	STD								
1/5 (20%)		5	0.00								

# Empire State College

## Summer 1 2017 Undergraduate Study Evaluation

### All Instructors

3 - The faculty member for this study...											
Responded to my questions in a timely way.											
Response Option	Weight	Frequency	Percentage	Percent Responses		Means					
Strongly Disagree	(1)	0	0.00%								
Disagree	(2)	0	0.00%								
Neutral	(3)	0	0.00%								
Agree	(4)	0	0.00%								
Strongly Agree	(5)	1	100.00%								
N/A	(0)	0	0.00%								
				0	25	50	75	100	Question		
Return Rate		Mean	STD								
1/5 (20%)		5	0.00								

3 - The faculty member for this study...											
Provided useful feedback on my work.											
Response Option	Weight	Frequency	Percentage	Percent Responses		Means					
Strongly Disagree	(1)	0	0.00%								
Disagree	(2)	0	0.00%								
Neutral	(3)	0	0.00%								
Agree	(4)	0	0.00%								
Strongly Agree	(5)	1	100.00%								
N/A	(0)	0	0.00%								
				0	25	50	75	100	Question		
Return Rate		Mean	STD								
1/5 (20%)		5	0.00								

3 - The faculty member for this study...											
Created a welcoming environment for learning.											
Response Option	Weight	Frequency	Percentage	Percent Responses		Means					
Strongly Disagree	(1)	0	0.00%								
Disagree	(2)	0	0.00%								
Neutral	(3)	0	0.00%								
Agree	(4)	0	0.00%								
Strongly Agree	(5)	1	100.00%								
N/A	(0)	0	0.00%								
				0	25	50	75	100	Question		
Return Rate		Mean	STD								
1/5 (20%)		5	0.00								

# Empire State College

## Summer 1 2017 Undergraduate Study Evaluation

### All Instructors

4 - The faculty member for this study...											
Could explain concepts in different ways.											
Response Option	Weight	Frequency	Percentage	Percent Responses		Means					
Strongly Disagree	(1)	0	0.00%								
Disagree	(2)	0	0.00%								
Neutral	(3)	0	0.00%								
Agree	(4)	0	0.00%								
Strongly Agree	(5)	1	100.00%								
N/A	(0)	0	0.00%								
				0	25	50	75	100	Question		
Return Rate		Mean	STD								
1/5 (20%)		5	0.00								

4 - The faculty member for this study...											
Helped me make connections between the study and my own learning goals.											
Response Option	Weight	Frequency	Percentage	Percent Responses		Means					
Strongly Disagree	(1)	0	0.00%								
Disagree	(2)	0	0.00%								
Neutral	(3)	0	0.00%								
Agree	(4)	0	0.00%								
Strongly Agree	(5)	1	100.00%								
N/A	(0)	0	0.00%								
				0	25	50	75	100	Question		
Return Rate		Mean	STD								
1/5 (20%)		5	0.00								

4 - The faculty member for this study...											
Challenged me to do good work.											
Response Option	Weight	Frequency	Percentage	Percent Responses		Means					
Strongly Disagree	(1)	0	0.00%								
Disagree	(2)	0	0.00%								
Neutral	(3)	0	0.00%								
Agree	(4)	0	0.00%								
Strongly Agree	(5)	1	100.00%								
N/A	(0)	0	0.00%								
				0	25	50	75	100	Question		
Return Rate		Mean	STD								
1/5 (20%)		5	0.00								



**Empire State College**  
**Summer 1 2017 Undergraduate Study Evaluation**

**All Instructors**

4 - The faculty member for this study...											
Made appropriate use of technology where applicable.											
Response Option	Weight	Frequency	Percentage	Percent Responses		Means					
Strongly Disagree	(1)	0	0.00%								
Disagree	(2)	0	0.00%								
Neutral	(3)	0	0.00%								
Agree	(4)	0	0.00%								
Strongly Agree	(5)	1	100.00%								
N/A	(0)	0	0.00%								
				0	25	50	75	100	Question		
Return Rate		Mean	STD								
1/5 (20%)		5	0.00								

5 - Overall...											
I would recommend this mentor to another student.											
Response Option	Weight	Frequency	Percentage	Percent Responses		Means					
Strongly Disagree	(1)	0	0.00%								
Disagree	(2)	0	0.00%								
Neutral	(3)	0	0.00%								
Agree	(4)	0	0.00%								
Strongly Agree	(5)	1	100.00%								
N/A	(0)	0	0.00%								
				0	25	50	75	100	Question		
Return Rate		Mean	STD								
1/5 (20%)		5	0.00								

5 - Overall...											
I found this mentor to be effective.											
Response Option	Weight	Frequency	Percentage	Percent Responses		Means					
Strongly Disagree	(1)	0	0.00%								
Disagree	(2)	0	0.00%								
Neutral	(3)	0	0.00%								
Agree	(4)	0	0.00%								
Strongly Agree	(5)	1	100.00%								
N/A	(0)	0	0.00%								
				0	25	50	75	100	Question		
Return Rate		Mean	STD								
1/5 (20%)		5	0.00								

6 - In your opinion, what was the best aspect of this learning experience?	
Return Rate	0/5 (0%)

7 - In your opinion, how could this learning experience be improved?	
Return Rate	0/5 (0%)

# Empire State College

## Summer 1 2017 Undergraduate Study Evaluation

---

### All Instructors

8 - If you wish to make comments about the college or your program, please do so here.

Return Rate	0/5 (0%)
-------------	----------